



# SALARPURIA & PARTNERS

Chartered Accountants

Tel. Address : "Checkchart(C)"  
Cal. Office : 2237 5400/5401  
: 2236 0560/4562  
Fax : (91) (033) 2225 0992  
E-mail : salarpuria.jajodia@rediffmail.com  
office@salarpuriajajodia.com

7, CHITTARANJAN AVENUE, KOLKATA - 700 072  
BRANCH : 4th FLOOR, "SALARPURIA WINDSOR" 3 ULSOOR ROAD, BANGALORE - 560042  
ALSO AT : 1008, CHIRANJIVI TOWER, 43, NEHRU PLACE, NEW DELHI-110019, TELEFAX : 2623 3894


Limited Review Report on the Quarterly and Year-to-date Unaudited Financial Results of the Company Pursuant to the Regulations 33 of the SEBI (Listing Obligation and Disclosure Requirements) Regulation, 2015, as amended

To,  
The Board of Directors  
KONARK (INDIA) LIMITED  
16, INDIA EXCHANGE PLACE  
KOLKATA, 700001


1. We have reviewed the accompanying statement of unaudited financial results ("the Statement") of KONARK (INDIA) LIMITED ("the Company") for the quarter ended 30<sup>th</sup> September, 2022 and the year to date results for the period 01 April, 2022 to 30 September, 2022.
2. This statement has been prepared by the Company pursuant to Regulation 33 of the Securities and Exchange Board of India (Listing Obligations and Disclosure Requirements) Regulations, 2015 (the "Listing Regulations, 2015") as amended, which has been initialed by us for identification purposes. This Statement, which is the responsibility of the Company's management and approved by the Board of Directors, has been prepared in accordance with the recognition and measurement principles laid down in the Indian Accounting Standard 34 "Interim Financial Reporting" ("Ind AS 34"), as prescribed under section 133 of the Companies Act, 2013 read with relevant rules issued thereunder and other accounting principles generally accepted in India. Our responsibility is to issue a report on the Statement based on our review.
3. We conducted our review of the Statement in accordance with the Standard on Review Engagement (SRE) 2410, "Review of Interim Financial Information performed by the Independent Auditor of the Entity" issued by the Institute of Chartered Accountants of India. This standard requires that we plan and perform the review to obtain moderate assurance as to whether the financial statement is free of material misstatement.
4. A review is limited primarily to inquiries of company personnel and analytical procedures applied to financial data and thus provides less assurance than an audit. We have not performed an audit and accordingly, we do not express an audit opinion.
5. Based on our review conducted as above, nothing has come to our attention that causes us to believe that the accompanying Statement of unaudited financial results prepared in accordance with applicable Indian Accounting Standards and other recognized accounting practices and policies and has not disclosed the information required to be disclosed in terms of Regulation 33 of the SEBI (Listing Obligations and Disclosure Requirements) Regulations, 2015 including the manner in which it is to be disclosed, or that it contains any material misstatement.

For SALARPURIA & PARTNERS  
Chartered Accountants  
(Firm ICAI Regd. No. 302113E)

**Palash K. Dey**

  
Chartered Accountant  
Membership No.-053011

Partner  
UDIN 22053991BC40M15037  
Place: Kolkata  
Date: 11-11-2022



## UNAUDITED FINANCIAL RESULTS FOR THE QUARTER ENDED 30TH SEPTEMBER, 2022

| PARTICULARS  | QUARTER ENDED             |                           |                           | HALF YEAR ENDED           |                           | ACCOUNTING YEAR ENDED 31-03-2022(audited) |
|--|---------------------------|---------------------------|---------------------------|---------------------------|---------------------------|---|
|  | 30.09.2022<br>(UNAUDITED) | 30.06.2022<br>(UNAUDITED) | 30.09.2021<br>(UNAUDITED) | 30.09.2022<br>(UNAUDITED) | 30.09.2021<br>(UNAUDITED) |   |
| 1. Revenue from Operations   | 245.16                    | -                         | -                         | 245.16                    | -                         | -   |
| 2. Other Income  | 20.08                     | 8.45                      | 35.31                     | 28.54                     | 64.95                     | 90.53                                     |
| 3. Total Revenue (1+2)   | 265.25                    | 8.45                      | 35.31                     | 273.70                    | 64.95                     | 90.53                                     |
| 4. Expenses  |                           |                           |                           |                           |                           |   |
| (a) Purchase of stock in trade                                     | 239.60                    | -                         | -                         | 239.60                    | -                         | -   |
| (b) Employees benefit expense                                      | 158.30                    | 73.96                     | 140.25                    | 232.26                    | 230.25                    | 444.29                                    |
| (c) Other expenses   | 84.67                     | 95.79                     | 109.32                    | 180.46                    | 129.12                    | 352.75                                    |
| Total expenses (4)   | 482.57                    | 169.75                    | 249.57                    | 652.32                    | 359.37                    | 797.04                                    |
| 5. Profit/(Loss) before exceptional items (3-4)                    | (217.33)                  | (161.30)                  | (214.26)                  | (378.63)                  | (294.42)                  | (706.51)                                  |
| 6. Exceptional Items   | -                         | -                         | -                         | -                         | -                         | -   |
| 7. Net Profit/(Loss) before tax (PBT) (5+6)                        | (217.33)                  | (161.30)                  | (214.26)                  | (378.63)                  | (294.42)                  | (706.51)                                  |
| 8. Tax Expense   | -                         | -                         | -                         | -                         | -                         | -   |
| 9. Other Comprehensive income, Net of income tax                   |                           |                           |                           |                           |                           |   |
| a. Item that will not be reclassified to Profit or Loss            | 145.23                    | (452.10)                  | 157.93                    | (306.86)                  | 227.64                    | (19.87)                                   |
| b. Items that will be reclassified to Profit or Loss               | -                         | -                         | -                         | -                         | -                         | -   |
| Total Other Comprehensive income, net of income tax                | 145.23                    | (452.10)                  | 157.93                    | (306.86)                  | 227.64                    | (19.87)                                   |
| 10. Total Comprehensive income for the period (9+10)               | (72.09)                   | (613.40)                  | (56.33)                   | (685.49)                  | (66.78)                   | (726.38)                                  |
| 11. Paid-up equity share capital (Face Value of ₹ 10/- Each)       | 7,442.10                  | 7,442.10                  | 7,442.10                  | 7,442.10                  | 7,442.10                  | 7,442.10                                  |
| 12. Reserve excluding Revaluation Reserve as on Balance Sheet Date |                           |                           |                           |                           |                           | (4,667.30)                                |
| 13. Earning Per Share (Face Value of ₹ 10/- Per Share) (In ₹)      |                           |                           |                           |                           |                           |   |
| (a). Basic   | (0.29)                    | (0.22)                    | (0.29)                    | (0.51)                    | (0.40)                    | (0.95)                                    |
| (b). Diluted   | (0.29)                    | (0.22)                    | (0.29)                    | (0.51)                    | (0.40)                    | (0.95)                                    |
|  | (Not Annualised)          |                           |                           |                           |                           | (Annualised)                              |

- i) The above financial results for the quarter/period ended 30th September, 2022, are approved by the Board of Directors at its meeting held on 11.11.2022
- ii) The Company has only one segment.
- iii) Figures for the quarter ended 30th September 2022 and quarter ended 30th September 2021 are the balancing figures between the unaudited figures in respect of the six months period ended September 30, 2022 and September 30, 2021 and the unaudited published figures till June 30, 2022 and June, 2021 respectively, which were subject to limited review
- iv) The Company has adopted Indian Accounting Standard (Ind AS) with effect from 1st April, 2017 and accordingly the Financial Results have been prepared in accordance with the recognition and measurement principle laid down in the IND AS 34 "Interim Financial Reporting" prescribed under Section 133 of the Companies Act, 2013 read with the relevant rules issued thereunder.
- v) Previous years/periods' figures have been rearranged/regrouped/reclassified, wherever necessary, to make them comparable with those of current period.

Prashant K. Dey

Prashant K. Dey  
Chartered Accountant  
Membership No. 053991  
Partner

UDIN: 22053991B4U0M1503  
Place: Kolkata  
Date: 11-11-2022



For and on behalf of the Board of Directors  
KONARK (INDIA) LIMITED  
FOR KONARK (INDIA) LIMITED

*[Signature]*

Director

DIN : 00101682

| ASSETS                            | Notes | As At<br>30.09.2022 | As At<br>31.03.2022 |
|-----------------------------------|-------|---------------------|---------------------|
| (1) NON CURRENT ASSETS            |       |                     |                     |
| (a) Property, Plant and Equipment | 3     | 1.44                | 1.44                |
| (b) Financial Assets              |       | -                   | -                   |
| (i) Investments                   | 4     | 2,022.13            | 2,351.83            |
| (c) Deferred Tax Assets(Net)      | 5     | -                   | -                   |
| (d) Other Non- Current Assets     | 6     | 123.85              | 132.79              |
| <b>Total (a)</b>                  |       | <b>2,147.42</b>     | <b>2,486.05</b>     |
| (2) CURRENT ASSETS                |       |                     |                     |
| (a) Financial Assets              |       |                     |                     |
| (i) Trade Receivables             | 7(a)  | -                   | -                   |
| (ii) Cash & Cash Equivalents      | 7(b)  | 198.28              | 50.96               |
| (iii) Loans                       | 7(c)  | -                   | 221.36              |
| (b) Other Current Assets          | 8     | 99.41               | 84.68               |
| <b>Total (b)</b>                  |       | <b>297.68</b>       | <b>357.00</b>       |
| <b>Total Assets</b>               |       | <b>2,445.10</b>     | <b>2,843.05</b>     |

| EQUITY AND LIABILITIES  | Notes | As At<br>30.09.2022 | As At<br>31.03.2022 |
|---|-------|---------------------|---------------------|
| (1) EQUITY  |       |                     |                     |
| (a) Equity Share Capital  | 9(a)  | 7,442.10            | 7,442.10            |
| (b) Other Equity  | 9(b)  | (5,362.79)          | (4,677.30)          |
|   |       | <b>2,079.31</b>     | <b>2,764.80</b>     |
| (2) LIABILITIES   |       |                     |                     |
| Non Current Liabilities   |       |                     |                     |
| (a) Deferred Tax Liabilities (Net)  | 10    | 40.42               | 63.25               |
|   |       | <b>40.42</b>        | <b>63.25</b>        |
| Current Liabilities   |       |                     |                     |
| (a) Financial Liabilities   |       |                     |                     |
| (i) Trade Payables  | 11    | -                   | -                   |
| (A) Total outstanding dues of micro enterprises and small enterprises;                      |       | -                   | -                   |
| (B) Total outstanding dues of creditors other than micro enterprises and small enterprises; |       | 325.37              | -                   |
| (b) Other Current Liabilities   | 12    | -                   | 15.00               |
|   |       | <b>325.37</b>       | <b>15.00</b>        |
| <b>Total Equity and Liabilities</b>   |       | <b>2,445.10</b>     | <b>2,843.05</b>     |

**Significant Accounting Policies & Other Notes**

The accompanying notes are an integral part of the Financial Statements

As per our report of even date

**FOR SALARPURIA & PARTNERS**

Chartered Accountants

Firm Regn. No. 3021135


**Palash K. Dey**

*Palash K. Dey*  
**Palash K. Dey**  
 Chartered Accountant  
 Partner

Membership No.-053991  
 Membership No.053991 Partner

Place : Kolkata

Date : 11-11-2022



**FOR KONARK (INDIA) LIMITED**

*[Signature]*

Director  
 DIN : 00101682

**INDIA) LIMITED**  
**CASH FLOW STATEMENT FOR THE YEAR ENDED 30TH SEPTEMBER, 2022**

| PARTICULARS   | For the period ended 30.09.2022 | For the year ended 30.09.2021 |
|---|---------------------------------|-------------------------------|
| <b>A. CASH FLOW FROM OPERATING ACTIVITIES</b>                 |                                 |                               |
| Net Profit/(Loss) after Tax & Extra-Ordinary Items            | (378.63)                        | (294.42)                      |
| Adjustment for :  |                                 |                               |
| Interest on IT Refund   | -                               | -                             |
| Interest Received   | (5.34)                          | (49.36)                       |
| Contingent Provision for Standard Assets written back         | -                               | -                             |
| Dividend Received   | (23.19)                         | (15.60)                       |
| Operating Profit before Working Capital Changes               | (407.16)                        | (359.37)                      |
| Movements In Working Capital :                                |                                 |                               |
| Increase/(Decrease) in Trade Payables                         | 325.37                          | 19.42                         |
| (Increase)/Decrease in Other Current Liabilities              | (15.00)                         | -                             |
| (Increase)/ Decrease in Trade Receivables                     | -                               | -                             |
| (Increase)/ Decrease in Short Term Loans And Advances         | -                               | -                             |
| (Increase)/Decrease in Other Current Assets                   | (14.72)                         | (8.65)                        |
| Cash generated from/(used in) Operations                      | (111.51)                        | (348.60)                      |
| Direct Taxes Paid (Net)                                       | 8.94                            | (1.56)                        |
| Net Cash from Operating Activities                            | (102.58)                        | (350.16)                      |
| <b>B. CASH FLOW FROM INVESTING ACTIVITIES</b>                 |                                 |                               |
| Interest on IT Refund   | -                               | -                             |
| Interest Received   | 5.34                            | 49.36                         |
| Dividend Received   | 23.19                           | 15.60                         |
| (Purchase)/Sale of Investments (Net)                          | -                               | -                             |
| Repayment of Loan Received                                    | 221.36                          | 275.64                        |
| Net Cash from Investing Activities                            | 249.89                          | 340.60                        |
| <b>C. CASH FLOW FROM FINANCING ACTIVITIES</b>                 |                                 |                               |
| Pre maturity interest on fixed deposit                        | -                               | -                             |
| Net Cash from Financing Activities                            | -                               | -                             |
| Net (Decrease)/ Increase in Cash and Cash Equivalents (A+B+C) | 147.32                          | (9.57)                        |
| Cash and Cash Equivalents at the beginning of the year        | 50.96                           | 68.38                         |
| Cash and Cash Equivalents at end of the year                  | 198.28                          | 58.81                         |



**(INDIA) LIMITED**  
**IN STATEMENT FOR THE YEAR ENDED 30TH SEPTEMBER, 2022**

| PARTICULARS               | For the<br>period ended<br>30.09.2022 | For the<br>year ended<br>30.09.2021 |
|---------------------------|---------------------------------------|-------------------------------------|
| Cash & Cash Equivalents : |                                       |                                     |
| Balances with Bank        |                                       |                                     |
| Current Account           | 183.26                                | 41.13                               |
| Cash-on-Hand              | 15.02                                 | 17.69                               |
| Total                     | 198.28                                | 58.81                               |

Note :

- (a) Previous year's figures have been regrouped/recasted wherever necessary.  
(b) The above cash flow has been prepared under "Indirect Method" as per Ind AS 7, "Statement of Cash Flows", as

FOR SALARPURIA & PARTNERS

Chartered Accountants

Firm Regn. No. 302113E

**Palash K. Dey**

*Palash K. Dey*  
Chartered Accountant

PALASH K. Dey Membership No.-053991

Partner

Partner

Membership No.053991

Place : Kolkata

Date: 11-11-2022

FOR KONARK (INDIA) LIMITED

*[Signature]*

Director

DIN : 00101682

